



From the people who care as much as you do.

We strive for 100% customer satisfaction.



HVHZ PRODUCTS PLANNING GUIDE

Fencing solutions for High Velocity Hurricane Zones.

This Miami/Dade County High Velocity Hurricane Zone (HVHZ) certification is contingent upon the use of specified profiles installed as designed. Material specifications, design and proper installation are integral parts of this certification.

NOA: 08-0125.01
Approval Date: February/29/2008
Expiration Date: November/29/2012
Page 1 of 8



COUNTRY ESTATE[®] FENCE

As a property owner in a HVHZ (High Velocity Hurricane Zone), you may be gathering information about Country Estate HVHZ Fencing Products. We're proud to offer a full line of privacy fencing solutions that have been independently tested and, when constructed as recommended, passed all required laboratory testing. In fact, Country Estate HVHZ products have been thoroughly reviewed and approved as meeting Miami-Dade County testing standards.

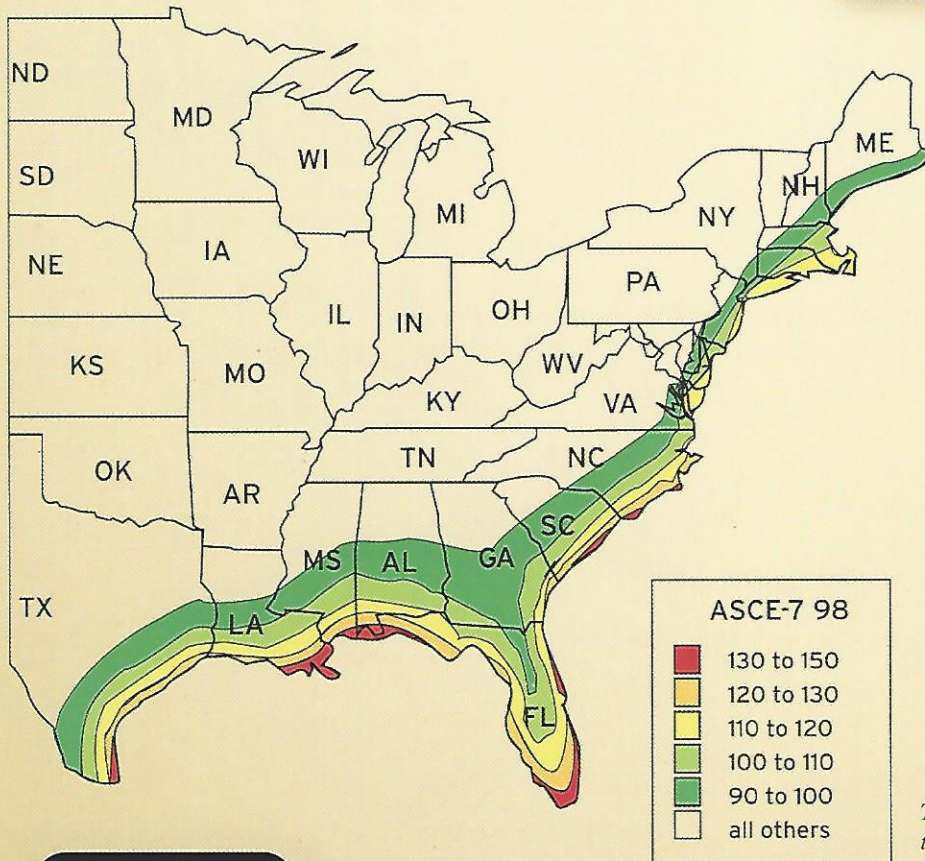
When properly installed, Country Estate HVHZ Fencing Products are free from traditional maintenance. Virtually every fence project is custom-fitted to a particular setting so we don't attempt to give pricing in this planning guide. An Authorized Independent Country Estate Dealer in your area will come to your home and provide an obligation-free quotation to help you complete your project.

Thousands of homeowners have installed Country Estate Fence and we're always impressed with the positive comments they make.

Your Authorized Independent Country Estate Dealer will be contacting you soon, but always feel free to call our toll-free number 1-800-445-2887 for assistance. Thank you, once again, for asking about Country Estate HVHZ Fencing.

Table of Contents

| | |
|--------------------------------------|---|
| Hollingsworth II | 3 |
| Hollingsworth IIA | 3 |
| Lakeland IIA | 4 |
| Lakeland II | 4 |
| Lakeview IIA | 5 |
| Melbourne IIA | 5 |
| Do I need a fence contractor | 6 |
| Matchless Integrity/Dealer Installer | 7 |

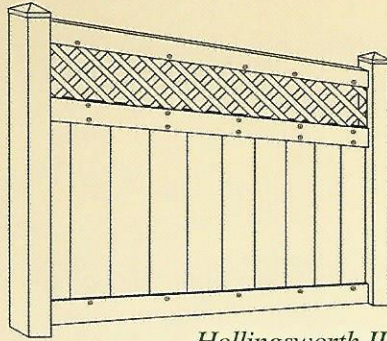


The map indicates the wind speeds in the ASCE 7 standard that tend to govern the ASTM and HVHZ testing standards.

**MIAMI-DADE COUNTY
APPROVED**

Hollingsworth II

The Hollingsworth II is a solid privacy wall with a lattice top for improved air flow and esthetics. Using a 1 1/2" x 5 1/2" horizontal with a 7/8" x 7" tongue and groove vertical for durability.



Hollingsworth II

| | |
|--------------------------------|-----------------------------------------------------------------------------------------------|
| Standard Height Options: | 71 1/2" |
| Post Spacing Options: | 96" & 75" center-to-center (Note – Posts must be exactly centered to allow for expansion.) |
| Post Dimensions: | 72" High Fence = 5" x 5" x 108" |
| Standard Post Depth: | 72" High Fence = 34 1/2" Depth |
| Standard Post Cap: | 5" x 5" Traditional (External Flange) |
| Horizontal Dimensions: | 1 1/2" Thick x 5 1/2" Wide (Top, Mid & Bottom) |
| Picket Dimensions (Verticals): | 7/8" Thick x 7" Wide |
| Ground Clearance: | 1 1/2" (Grade Variations will cause inconsistent ground clearance measurements.) |
| Aluminum Inserts: | H-Bar (Top, Mid & Bottom) (8' Center only) |
| Lattice Dimensions: | 15" x 95" & 15" x 74" (8' Center & 6' 3" Center) |

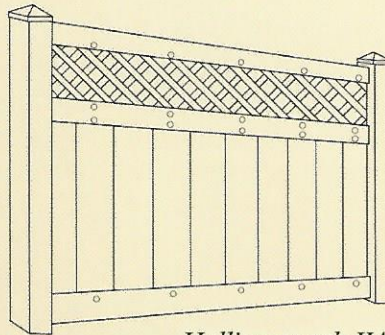


Hollingsworth II



Hollingsworth IIA

The Hollingsworth IIA is similar to the Hollingsworth II but uses a 2" x 7" horizontal in the bottom rail that does not require an aluminum insert for added strength. The top and middle rails are 1 1/2" x 5 1/2" with an aluminum insert in the middle rail only.



Hollingsworth IIA

| | |
|--------------------------------|-----------------------------------------------------------------------------------------------|
| Standard Height Options: | 71" |
| Post Spacing Options: | 96" & 75" center-to-center (Note – Posts must be exactly centered to allow for expansion.) |
| Post Dimensions: | 72" High Fence = 5" x 5" x 108" |
| Standard Post Depth: | 72" High Fence = 35" Depth |
| Standard Post Cap: | 5" x 5" Traditional (External Flange) |
| Horizontal Dimensions: | 1 1/2" Thick x 5 1/2" Wide (Top & Mid) 2" Thick x 7" Wide (Bottom) |
| Picket Dimensions (Verticals): | 7/8" Thick x 7" Wide |
| Ground Clearance: | 1 1/2" (Grade Variations will cause inconsistent ground clearance measurements.) |
| Aluminum Inserts: | H-Bar (Middle Horizontal Only) (8" Center & 6' 3" Center) |
| Lattice Dimensions: | 13 1/2" x 95" & 13 1/2" x 74" (8' Center & 6' Center) |



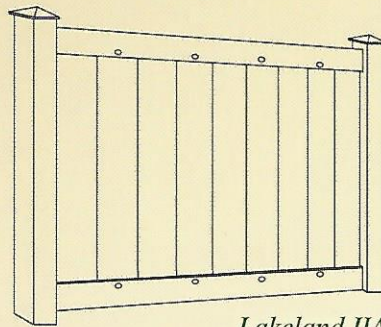
Hollingsworth IIA

(Note: Each style of fence listed is provided with the exclusive, preferential Country Estate Doweling System, for the top horizontal of each section to ensure lasting durability in the high velocity hurricane zone.)

NOA: 08-0125.01
Approval Date: February/29/2008
Expiration Date: November/29/2012
Page 3 of 8

Lakeland IIA

The Lakeland IIA provides a solid privacy wall that features tongue-and-groove verticals for greater fence strength. Lakeland IIA has proven to be a solid choice among homeowners who want full privacy for their yard.



Lakeland IIA

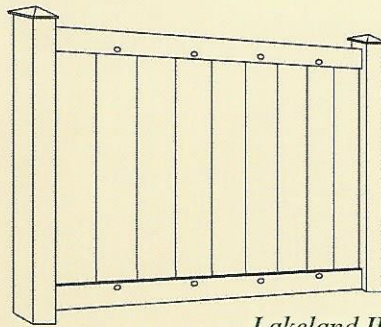


Lakeland IIA


| | |
|--------------------------------|-----------------------------------------------------------------------------------------------|
| Standard Height Options: | 72" |
| Post Spacing Options: | 96" & 75" center-to-center (Note – Posts must be exactly centered to allow for expansion.) |
| Post Dimensions: | 72" High Fence = 5" x 5" x 108" |
| Standard Post Depth: | 72" High Fence = 34" Depth |
| Standard Post Cap: | 5" x 5" Traditional (External Flange) |
| Horizontal Dimensions: | 2" Thick x 7" Wide (Top) 2" Thick x 7" Wide (Bottom) |
| Picket Dimensions (Verticals): | 7/8" Thick x 7" Wide |
| Ground Clearance: | 1 3/4" (Grade Variations will cause inconsistent ground clearance measurements.) |

Lakeland II

The Lakeland II provides a solid privacy wall, but uses a 1 1/2" x 5 1/2" horizontal that requires aluminum inserts for durability providing the home owner with options for pricing and installation.



Lakeland II



Lakeland II

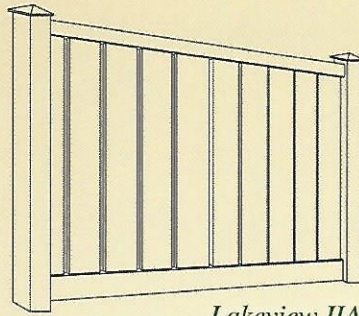
| | |
|--------------------------------|-----------------------------------------------------------------------------------------------|
| Standard Height Options: | 69.5" |
| Post Spacing Options: | 96" & 75" center-to-center (Note – Posts must be exactly centered to allow for expansion.) |
| Post Dimensions: | 72" High Fence = 5" x 5" x 108" |
| Standard Post Depth: | 72" High Fence = 36 1/2" Depth |
| Standard Post Cap: | 5" x 5" Traditional (External Flange) |
| Horizontal Dimensions: | 1 1/2" Thick x 5 1/2" Wide (Top & Bottom) |
| Picket Dimensions (Verticals): | 7/8" Thick x 7" Wide |
| Ground Clearance: | 1 3/4" (Grade Variations will cause inconsistent ground clearance measurements.) |
| Aluminum Inserts: | H-Bar (Top & Bottom) (8' & 6' 3" Center) |

(Note: Each style of fence listed is provided with the exclusive, preferential Country Estate Doweling System, for the top horizontal of each section to ensure lasting durability in the high velocity hurricane zone.)



Lakeview IIA

The Lakeview IIA while providing some privacy has a nominal air flow with the approximate 1" spacing between verticals. The 8' center does require an aluminum insert for HVHZ integrity but the 6' center stands well on its own with no aluminum inserts. The verticals are made of a stout 1 1/2" x 5 1/2" profile.



Lakeview IIA

| | |
|--------------------------|-------------------------------------------------------------------------------------------------|
| Standard Height Options: | 72" |
| Post Spacing Options: | 96" & 72" center-to-center (Notice - Posts must be exactly centered to allow for expansion.) |
| Post Dimensions: | 72" High Fence = 5" x 5" x 108" |
| Standard Post Depth: | 72" High Fence = 34" Post Depth (Local conditions may require additional depth.) |
| Standard Cap Style | 5" x 5" Traditional (External Flange) |
| Horizontal Dimensions: | 2" Thick x 3 1/2" Wide (Top) 2" Thick x 7" Wide (Bottom) |
| Pickets (Verticals) | Approx. 1" Between Pickets |
| Picket Dimensions: | 1 1/2" Thick x 5 1/2" Wide |
| Ground Clearance: | 2" (Grade variations will cause inconsistent ground clearance measurements.) |
| Aluminum Inserts: | H-Bar (Top) (8' Center Only) U-Bar (Bottom) (8' Center Only) |

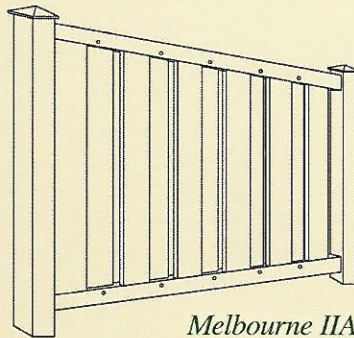


Lakeview IIA



Melbourne IIA

Melbourne IIA provides complete privacy while permitting air to pass between the verticals. Great for surrounding patios or swimming pools. Notice the interesting shadow effect created by the offset verticals.



Melbourne IIA

| | |
|--------------------------|-------------------------------------------------------------------------------------------------|
| Standard Height Options: | 72" |
| Post Spacing Options: | 96" & 72" center-to-center (Notice - Posts must be exactly centered to allow for expansion.) |
| Post Dimensions: | 72" High Fence = 5" x 5" x 108" |
| Standard Post Depth: | 72" High Fence = 34" Post Depth (Local conditions may require additional depth.) |
| Standard Cap Style | 5" x 5" Traditional (External Flange) |
| Horizontal Dimensions: | 3 1/2" Thick x 3 1/2" Wide |
| Pickets (Verticals) | 5 3/8" Between Pickets |
| Picket Dimensions: | 1" Thick x 6" Wide |
| Ground Clearance: | 2" (Grade variations will cause inconsistent ground clearance measurements.) |
| Aluminum Inserts: | 3 1/8 P-Bar (Top & Bottom) (8' Center Only) 3 1/8 P-Bar (Bottom Only) (6' Center Only) |



Melbourne IIA

(Note: Each style of fence listed is provided with the exclusive, preferential Country Estate Doweling System, for the top horizontal of each section to ensure lasting durability in the high velocity hurricane zone.)

Your choice of traditional white (or three colors) and five unique post cap styles.

Once the product is extruded, whether packaged or not or stored inside or outside, it begins its normal weathering process. Changes may vary depending on the atmospheric conditions in your region. Acceptability with color is that the shades are within the specified range of set industry guidelines at the time of extrusion.



Do you need a fence contractor?



An experienced professional with proper tools makes a job look easy and he produces a quality product. He will provide you with your total cost before the project begins. His expertise will help you with:

1. Building codes and permits, plus licenses and insurance as needed. Each political sub-division establishes its own requirements so they vary widely.
2. Buried utility lines can pose a danger. If you are not familiar with the "locator service" in your area, contact a utility and they will place you in touch. Most locator services will mark all buried lines to the meter—you will need to identify buried lines between any meter and your residence (including electrical, gas, water, sewer, telephone and TV cable). Errors can be very expensive and may put your fence contractor and his employees at great risk.

If you are installing your own Country Estate Fence, call 800-445-2887 for a free installation guide. Or download one from our website www.countryestate.com. The Country Estate warranty requires that the fencing be installed according to the manufacturer's recommendations.

Country Estate® Products carry the industry's finest 50 Year Warranty or Limited Lifetime Warranty.

If you find a major manufacturer's published warranty on PVC fencing that you and/or your attorney feel will better protect your investment than Country Estate's published warranty, submit your request to us in writing along with a copy of the competitor's warranty and we will warrant our product using the competitor's warranty rather than ours.



Warranties are only as good as the company behind them. Be certain to understand warranty detail before you buy.



Country Estate® Products... matchless integrity.

The durability and life-long strength of the polyvinyl chloride compounds used in the manufacture of Country Estate Fence produce a traditional fence that endures rugged use and the test of time. Country Estate Fence is a deterrent to deterioration from moisture, temperature extremes, ultraviolet exposure ... and time itself. Plus, maintenance is reduced to an absolute minimum.



The evidence is overwhelming. Country Estate Fence is totally superior to all conventional fencing materials. Country Estate Fence polyvinyl components are constructed of scientifically formulated 100% virgin PVC compounds ... consistently outperforming any and all wood, metal or imitation polyvinyl fence products. The day Country Estate Fence is installed, all traditional fence maintenance halts.

PVC fencing was originated by the manufacturers of Country Estate Fence, and like a true champion, Country Estate Fence continues to outperform traditional fencing products and PVC imitators. Years and years after your decision to use Country Estate Fence, you will have transferred many maintenance dollars and workdays to better investments. Using Country Estate Fence is your best management decision.



*All Country Estate
PVC products may be recycled.*



Finding a Good Dealer and/or Installer

Both Country Estate Products and you must rely on a Country Estate Authorized Independent dealer/installer to guarantee his workmanship. Country Estate Products can be no better than the quality of the work that goes into the installation. In each area, Country Estate Products attempts to find the very best independent, professional dealer/installer to represent us.

A dealer/installer can be no better than your willingness to express your expectations. Put them in writing and make them a part of your contract. Choose a product and/or style that will meet your expectations.

Ideally, your Authorized Independent Country Estate dealer/installer is someone you know or who has installed successfully for someone you know. If this is not the case, we suggest the following:

1. Confirm the name of your Authorized Independent Country Estate dealer/installer by calling 800-445-2887. Home improvement impostors prey on those unwilling to do their homework.
2. The Country Estate warranty is not valid unless the entire installation consists of Country Estate Products. When registering your warranty, the installer must attest that he has not mixed products from other manufacturers.
3. Ask for references. Check with the Better Business Bureau.

4. Before purchasing, call 800-445-2887 for a free Country Estate Planning and Installation Guide. Or download one on our website www.countryestate.com. Study it. Specify that your Country Estate Products be installed as recommended. Remember, however, that the Installation Guide provides for regional differences.

5. Before purchasing, discuss building codes, building permits, location of underground utilities, property lines and the exact location of your new fence. Determine who is responsible for each item.

6. When the job is complete, register your warranty as provided by your official copy of the warranty.

7. Do not assume the lowest price or the warranty with the longest time period is the best value.

8. Anticipate the need for an earnest money down payment at the time you place your order. Depending on the size of the project, the dealer may require progress payments. Do not pay in full until the project is complete.

9. Work with a contract or purchase order.

These common sense procedures will help assure a trouble-free installation.

For colorful literature and your nearest
Authorized Independent Country Estate Dealer,

Call 800-445-2887
308-784-2500

View us on the web at www.countryestate.com

Country Estate Products are manufactured exclusively by
Nebraska Plastics, Inc.

PO Box 45 • Cozad, NE 69130-0045 • FAX 308-784-3216

Country Estate is a registered trademark owned exclusively by Nebraska Plastics, Inc.

**COUNTRY[®]
ESTATE**
FENCE, DECK & RAILING

HVHZ PRODUCTS PLANNING GUIDE

Fencing solutions for High Velocity Hurricane Zones.

Printed in the U.S.A.



BAC 52916/01/12

**MIAMI-DADE COUNTY
APPROVED**

NOA: 08-0125.01
Approval Date: February/29/2008
Expiration Date: November/29/2012
Page 8 of 8